

**Doctor of Science in Nursing
Alumni Survey Report
2007**

Class of 2007



THE UNIVERSITY *of* TEXAS

HEALTH SCIENCE CENTER AT HOUSTON

Office of Institutional Research and Effectiveness

**Charles E. Amos, Jr., DrPH, Manager
Henry James, Jr., BS, Administrative Analyst
Shirley J. Mayes, Executive Assistant**

Table of Contents

	Page
Executive Summary	1
Statements Concerning Faculty.....	3
Statements Concerning Resources/Support	4
Statements Concerning Students.....	6
DSN Program Course.....	8
Comments.....	9
Frequency Tables	10
 Appendix	
<hr/>	
Survey of Graduates of the Doctor of Science in Nursing Degree Program.....	21

Executive Summary

Sample and Methodology

The 2007 Doctor of Science in Nursing Alumni Survey was a mail based survey of the 2007 graduates of the DSN program at the University of Texas Health Science Center at Houston School of Nursing. Alumni Affairs at the School of Nursing provided the addresses for the mailing. For each address, the first mail out was sent on September 19, 2007. The first mailing contained the survey instrument and cover letter from the Dean of the School of Nursing explaining the intent of the survey. A second mailing of a survey and cover letter were sent out on October 10, 2007 to alumni who had not responded to the first mailing. A total of 32 alumni were mailed surveys, and 14 surveys were completed and returned. Taking into consideration that 2 surveys were returned unopened because of an incorrect address, the response rate was 46.7%.

UTHSC-H School of Nursing Faculty

Respondents were generally satisfied with the faculty at the UT-SON during their time of attendance. One hundred percent of respondents agreed/strongly agreed that faculty are at the cutting edge of their field, were available for advisement, and presented or published their scholarly work.

Over 90% of respondents agreed/strongly agreed that faculty engaged them in their intellectual pursuits, were recognized scholars outside of the UTHSC-H, and created an environment for mentoring and socialization.

Eighty-five percent of respondents agreed/strongly agreed that faculty represented diverse backgrounds and intellectual perspectives, have grant support for their research/scholarship, influence science and policy in their field, and assisted the students in valuing of a program of research and scholarship.

When asked if they agreed that faculty attracted them to attend the program, only 58.3% of respondents agreed/strongly agreed.

Resources/Support at the UTHSC-H School of Nursing

Respondents were generally satisfied with resources/support, with a few exceptions. All respondents (100%) agreed/strongly agreed that research and scholarship are explicit missions of the School of Nursing. Most respondents agreed/strongly agreed that there are mechanisms at the UT-SON that value, support and reward student scholarship (71.4%) and student future role preparation (78.6%). Most (83.8%) also agreed/strongly agreed that the SON environment fostered interdisciplinary collaboration and research.

While most respondents (83.3%) agreed/strongly agreed that there were resources/support for review of proposals in development, fewer agreed/strongly agreed that there were resources/support for review of manuscripts in progress (50.0%), research design (58.3%), or data management and analysis (41.7%).

More than half of respondents (61.5%) agreed/strongly agreed that the necessary hardware and software were available during their education, and 87.5% agreed/strongly agreed that the UT- SON provided expertise in grant management.

Most respondents agreed/strongly agreed that there was adequate space for students to study (81.6%), meet/socialize (91.7%) and work in small groups (83.3%). Most respondents (83.3%) agreed/strongly agreed that there were technical and support services for information acquisition, communication and management.

Students at the UTHSC-H School of Nursing

Ninety-two percent of respondents agreed/strongly agreed that their fellow students were highly qualified.

Most respondents (84.6%) agree that student research goals are congruent with faculty research expertise, and most agree (83.3%) that students are successful in obtaining financial support thru competitive intramural and extramural academic and research awards.

Respondents agree (91.7%) that students complete the DSN program in a timely manner. On average, it took the survey respondents 10.7 semesters to graduate the DSN program, with the number of semesters ranging from 8 to 15.

Most of the respondents (91.7%) agreed/strongly agreed that students establish a pattern of scholarship that results in presentation and publication of their work, and 100% agreed/strongly agreed that students are informed of the availability and access to scholarly activities throughout the campus.

There was also agreement (90.0%) that students were allowed access to populations for research, and (90.0%) that clinical resources were accessible to support student goals.

When asked if they agreed that students were involved in the formulation of policies and procedures for doctoral students, only 66.7% of respondents agreed/strongly agreed.

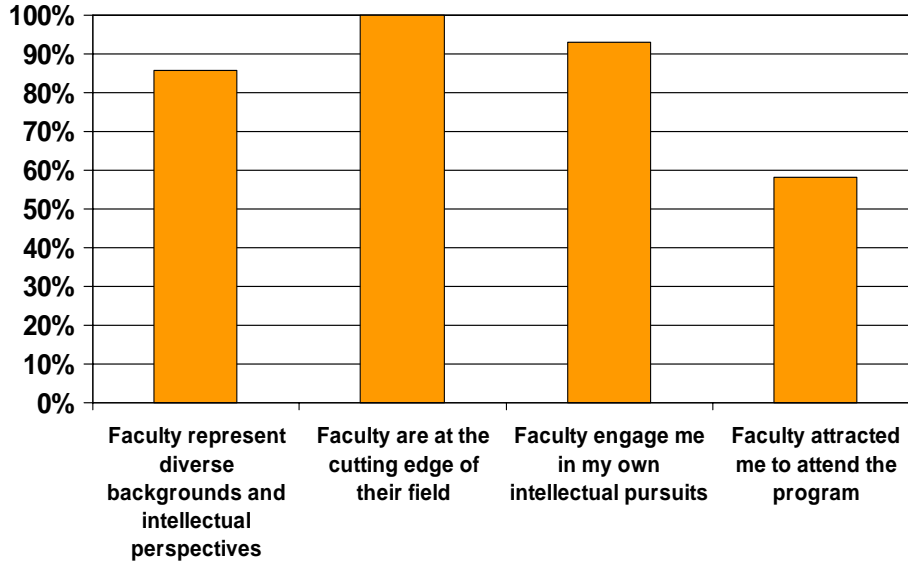
The DSN Program Role Preparation

When asked if they agreed if selected DSN program courses prepared them for their current roles, 100% of respondents agreed/strongly agreed that Electives, Cognates, the Candidacy Exam and their Dissertation prepared them for their current roles. Most respondents also agreed/strongly agreed that Theory (92.9%), Research Methods (85.7%), and Clinical (71.4%) courses prepared them for their current roles.

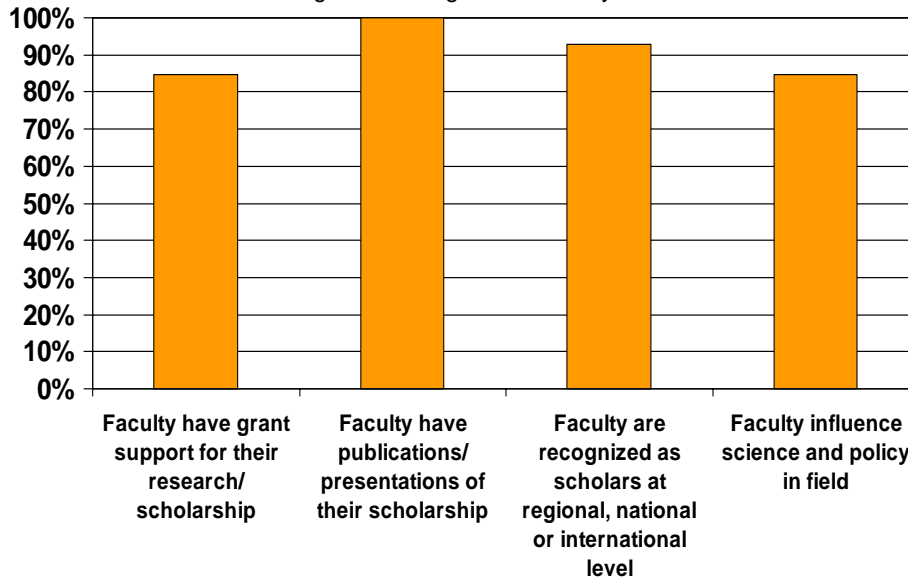
When asked if the DSN program stimulated them to consider Post-Doctoral study, 78.6% agreed/strongly agreed.

Please indicate the extent to which you agree with the following statements concerning FACULTY and the UT-Houston School of Nursing

Please indicate the extent to which you agree with the following statements concerning FACULTY at the UT-Houston SON
 Percentage Answering Satisfied/Very Satisfied

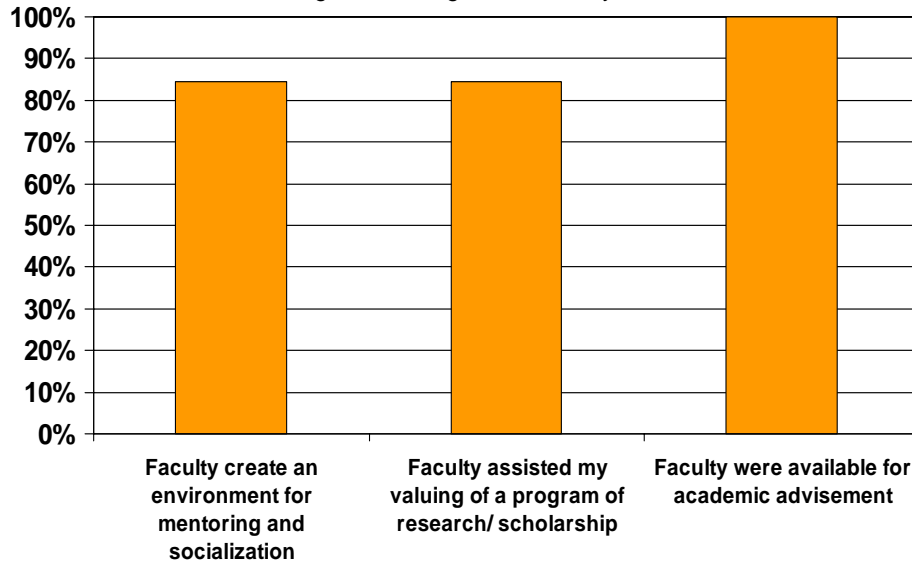


Please indicate the extent to which you agree with the following statements concerning FACULTY at the UT-Houston SON
 Percentage Answering Satisfied/Very Satisfied



Please indicate the extent to which you agree with the following statements concerning **FACULTY** at the UT-Houston SON

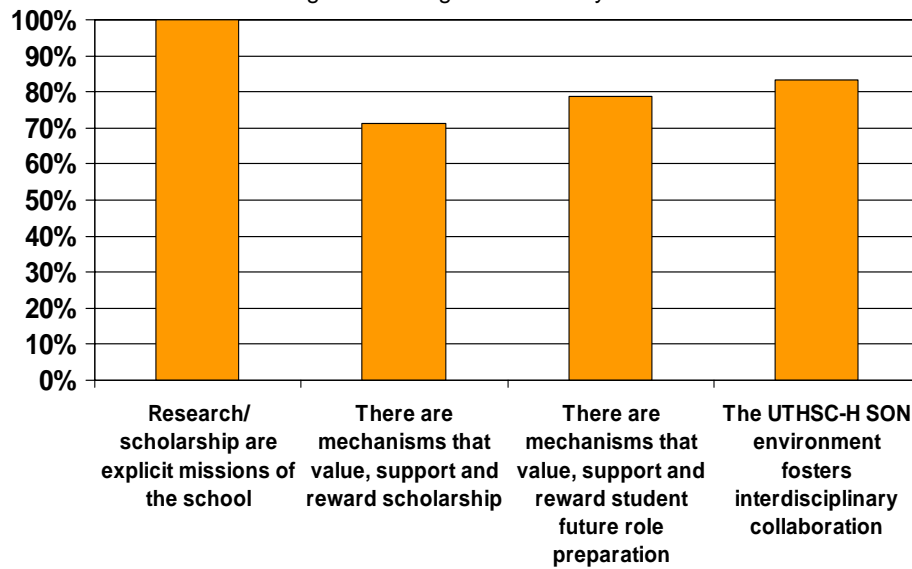
Percentage Answering Satisfied/Very Satisfied



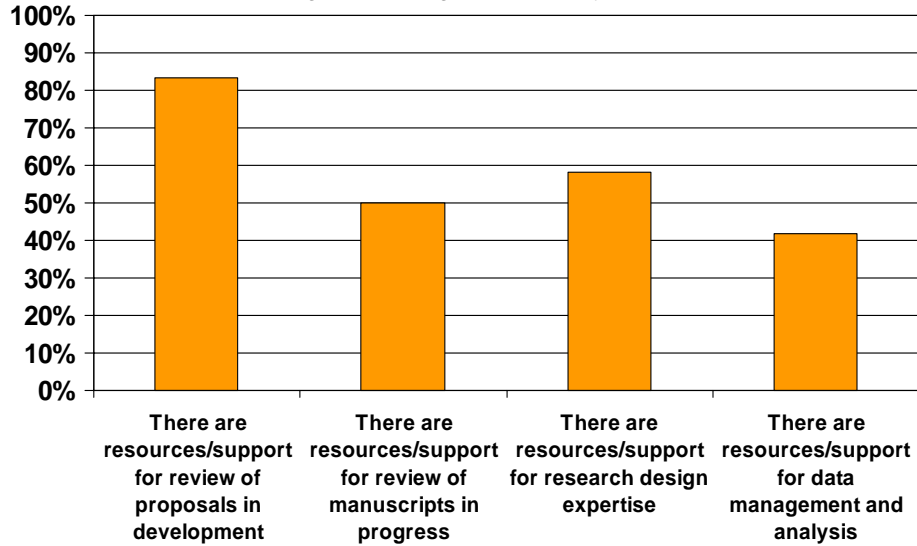
Please indicate the extent to which you agree with the following statements concerning RESOURCES/SUPPORT at the UT-Houston School of Nursing

Please indicate the extent to which you agree with the following statements concerning **RESOURCES/SUPPORT** at the UT-Houston SON

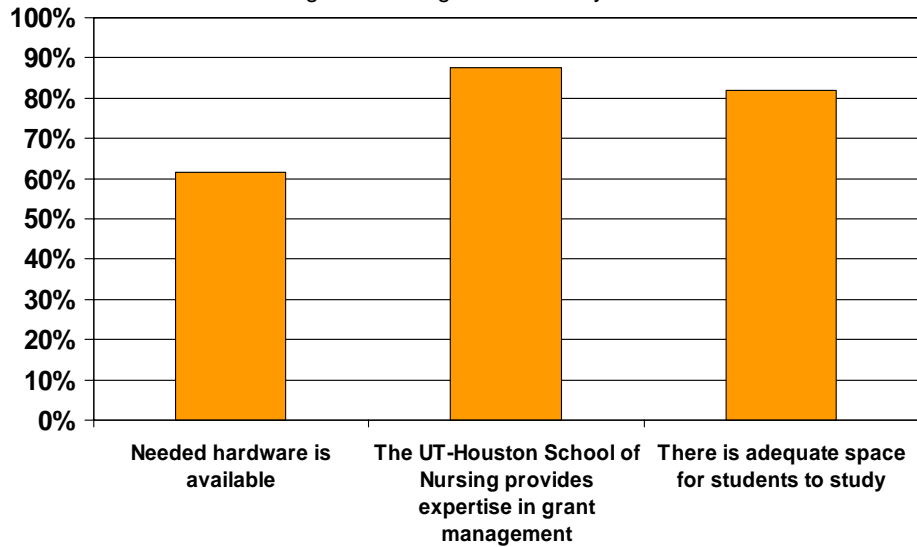
Percentage Answering Satisfied/Very Satisfied



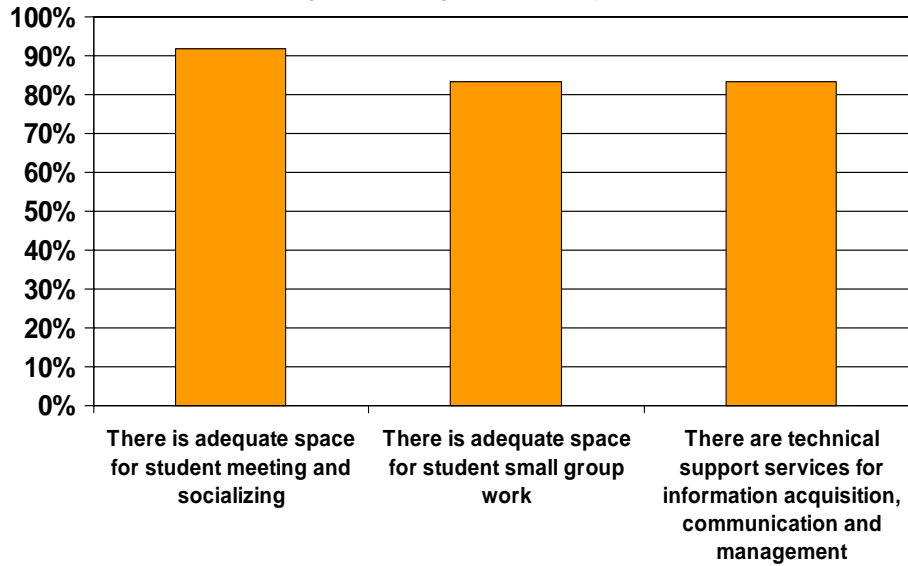
Please indicate the extent to which you agree with the following statements concerning RESOURCES/SUPPORT at the UT-Houston SON
 Percentage Answering Satisfied/Very Satisfied



Please indicate the extent to which you agree with the following statements concerning RESOURCES/SUPPORT at the UT-Houston SON
 Percentage Answering Satisfied/Very Satisfied

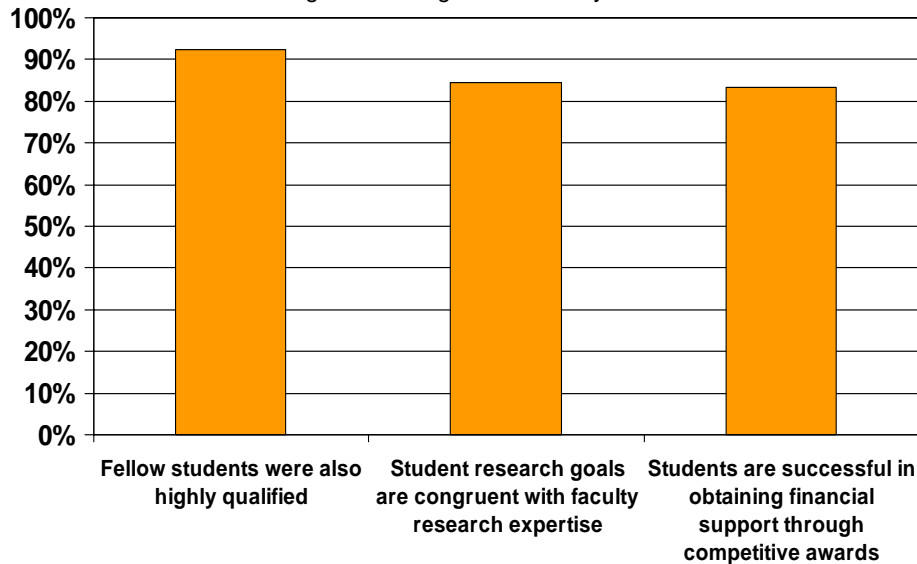


Please indicate the extent to which you agree with the following statements concerning **RESOURCES/SUPPORT** at the UT-Houston SON
 Percentage Answering Satisfied/Very Satisfied



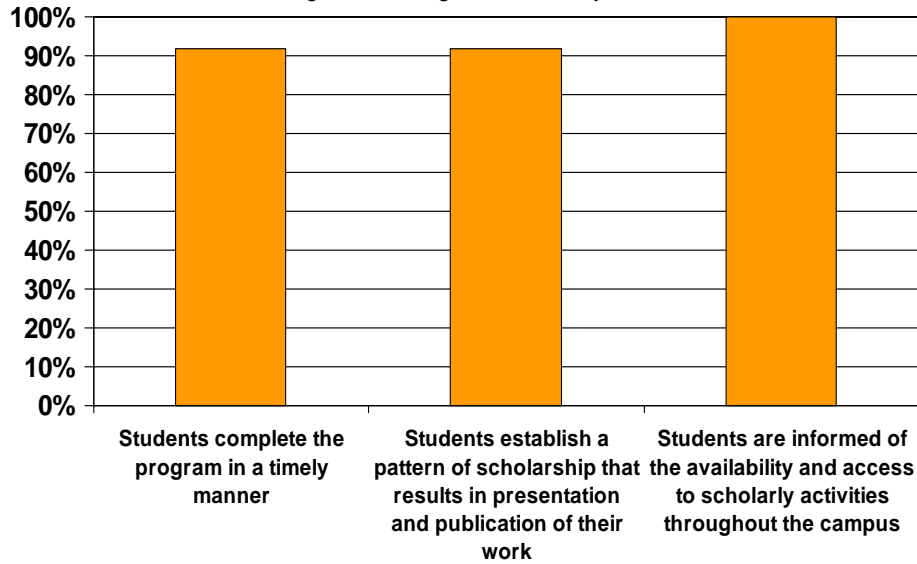
Please indicate the extent to which you agree with the following statements concerning STUDENTS at the UT-Houston School of Nursing

Please indicate the extent to which you agree with the following statements concerning **STUDENTS** at the UT-Houston SON
 Percentage Answering Satisfied/Very Satisfied



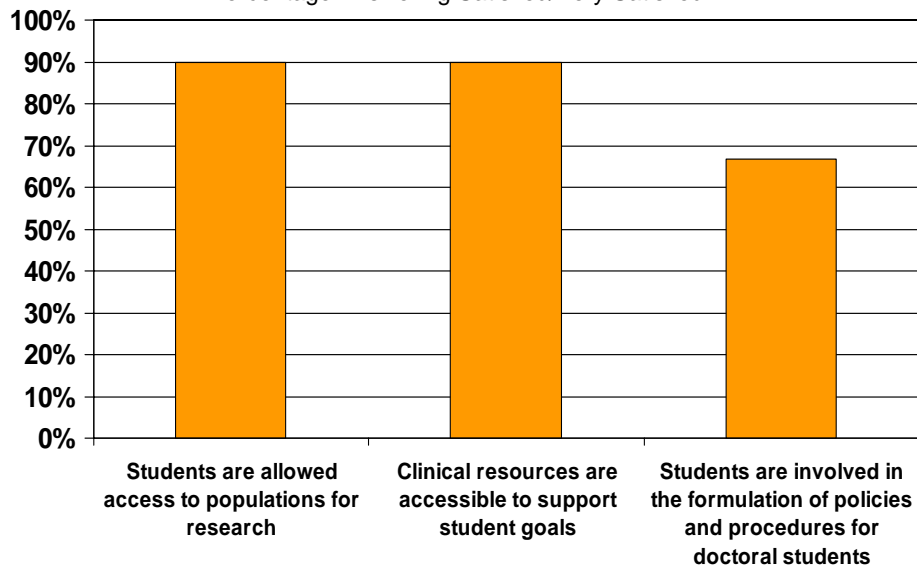
Please indicate the extent to which you agree with the following statements concerning STUDENTS at the UT-Houston SON

Percentage Answering Satisfied/Very Satisfied



Please indicate the extent to which you agree with the following statements concerning STUDENTS at the UT-Houston SON

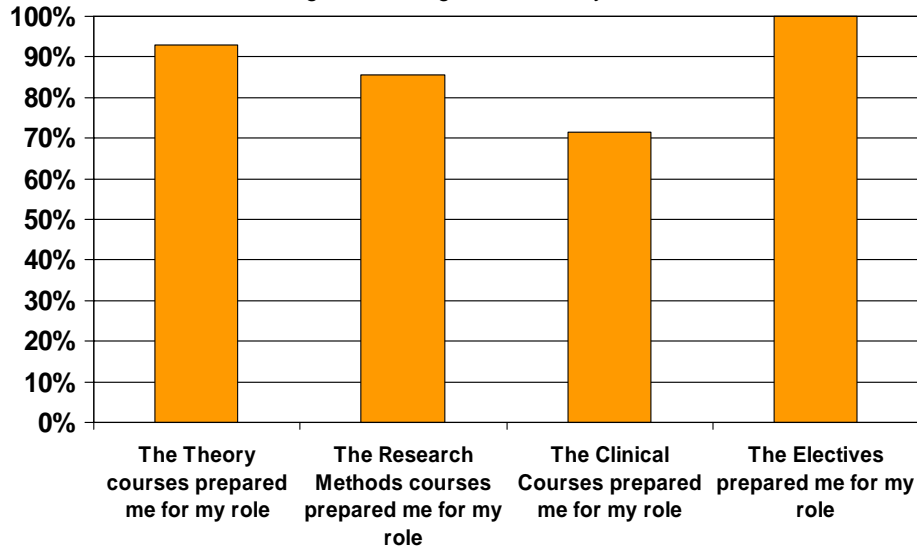
Percentage Answering Satisfied/Very Satisfied



Please indicate the extent to which you agree with the following statements concerning HOW WELL THE DSN PROGRAM COURSE(S) BELOW PREPARED ME FOR MY ROLE

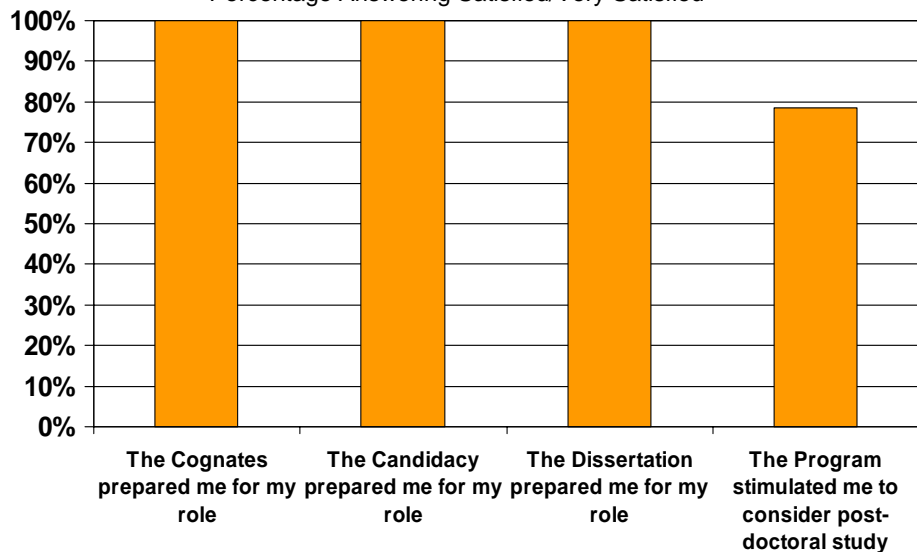
Please indicate the extent to which you agree with the following statements concerning HOW WELL THE DSN PROGRAM COURSE(S) BELOW PREPARED YOU FOR YOUR ROLE

Percentage Answering Satisfied/Very Satisfied



Please indicate the extent to which you agree with the following statements concerning HOW WELL THE DSN PROGRAM COURSE(S) BELOW PREPARED YOU FOR YOUR ROLE

Percentage Answering Satisfied/Very Satisfied



SON DSN ALUMNI SURVEY COMMENTS 2007

#12 Wonderful program of studies that catered to my needs as a student.

#14 I encountered several unnecessary hardships as a distance student. 1. The semester I should have applied for NINR or some other grant,, my advisor told me I would do that for a future course. Not here. We had already finished the course to which she allied, but was behind on changing program.

2. I then went straight to Dr. XXXX in the Research center who told me to patch together something locally. 3. My advisor went on. No other provisions were made for me. My advisor said she would be around. Then everyone was all shocked when I registered for dissertation hours. What was I suppose to do, drop out for a semester. 4. I have benefit through my husband's disability. I was accused of trying to legally double dis-not true. The money though the disability does not compete with other monies from other federal sources.

Frequency Tables

Q1 Faculty represent diverse backgrounds and intellectual perspectives

		Frequency	Percent	Valid Percent	Cumulative Percent
Valid	Disagree	2	14.3	14.3	14.3
	Agree	5	35.7	35.7	50.0
	Strongly Agree	7	50.0	50.0	100.0
	Total	14	100.0	100.0	

Q2 Faculty are at the cutting edge of their fields

		Frequency	Percent	Valid Percent	Cumulative Percent
Valid	Agree	8	57.1	57.1	57.1
	Strongly Agree	6	42.9	42.9	100.0
	Total	14	100.0	100.0	

Q3 Faculty engaged me in my intellectual pursuits

		Frequency	Percent	Valid Percent	Cumulative Percent
Valid	Disagree	1	7.1	7.1	7.1
	Agree	3	21.4	21.4	28.6
	Strongly Agree	10	71.4	71.4	100.0
	Total	14	100.0	100.0	

Q4 Faculty attracted me to attend the program

		Frequency	Percent	Valid Percent	Cumulative Percent
Valid	Unable to Judge	2	14.3	14.3	14.3
	Strongly Disagree	2	14.3	14.3	28.6
	Disagree	3	21.4	21.4	50.0
	Agree	1	7.1	7.1	57.1
	Strongly Agree	6	42.9	42.9	100.0
	Total	14	100.0	100.0	

Q5 Faculty have grant support for their research/scholarship

		Frequency	Percent	Valid Percent	Cumulative Percent
Valid	Disagree	2	14.3	15.4	15.4
	Agree	7	50.0	53.8	69.2
	Strongly Agree	4	28.6	30.8	100.0
	Total	13	92.9	100.0	
Missing	System	1	7.1		
Total		14	100.0		

Q6 Faculty have publications/presentations of their scholarship

		Frequency	Percent	Valid Percent	Cumulative Percent
Valid	Agree	6	42.9	42.9	42.9
	Strongly Agree	8	57.1	57.1	100.0
Total		14	100.0	100.0	

Q7 Faculty are recognized as scholars at regional, national or international level

		Frequency	Percent	Valid Percent	Cumulative Percent
Valid	Disagree	1	7.1	7.1	7.1
	Agree	5	35.7	35.7	42.9
	Strongly Agree	8	57.1	57.1	100.0
	Total	14	100.0	100.0	

Q8 Faculty influence science and policy in their field

		Frequency	Percent	Valid Percent	Cumulative Percent
Valid	Unable to Judge	1	7.1	7.1	7.1
	Disagree	2	14.3	14.3	21.4
	Agree	4	28.6	28.6	50.0
	Strongly Agree	7	50.0	50.0	100.0
	Total	14	100.0	100.0	

Q9 Faculty create an environment for mentoring and socialization

		Frequency	Percent	Valid Percent	Cumulative Percent
Valid	Disagree	1	7.1	7.1	7.1
	Agree	7	50.0	50.0	57.1
	Strongly Agree	6	42.9	42.9	100.0
	Total	14	100.0	100.0	

Q10 Faculty assisted my valuing of a program of research/scholarship

		Frequency	Percent	Valid Percent	Cumulative Percent
Valid	Unable to Judge	1	7.1	7.1	7.1
	Strongly Disagree	1	7.1	7.1	14.3
	Disagree	1	7.1	7.1	21.4
	Agree	3	21.4	21.4	42.9
	Strongly Agree	8	57.1	57.1	100.0
	Total	14	100.0	100.0	

Q11 Faculty were available for academic advisement

		Frequency	Percent	Valid Percent	Cumulative Percent
Valid	Agree	5	35.7	35.7	35.7
	Strongly Agree	9	64.3	64.3	100.0
	Total	14	100.0	100.0	

Q12 Research/scholarship are explicit missions of the school

		Frequency	Percent	Valid Percent	Cumulative Percent
Valid	Agree	4	28.6	28.6	28.6
	Strongly Agree	10	71.4	71.4	100.0
	Total	14	100.0	100.0	

Q13 There are mechanisms that value, support and reward student scholarship

		Frequency	Percent	Valid Percent	Cumulative Percent
Valid	Strongly Disagree	1	7.1	7.1	7.1
	Disagree	3	21.4	21.4	28.6
	Agree	5	35.7	35.7	64.3
	Strongly Agree	5	35.7	35.7	100.0
	Total	14	100.0	100.0	

Q14 There are mechanisms that value, support and reward student future role preparation

		Frequency	Percent	Valid Percent	Cumulative Percent
Valid	Strongly Disagree	1	7.1	7.1	7.1
	Disagree	2	14.3	14.3	21.4
	Agree	8	57.1	57.1	78.6
	Strongly Agree	3	21.4	21.4	100.0
	Total	14	100.0	100.0	

Q15 The UT-Houston School of Nursing environment fosters interdisciplinary collaboration and research

		Frequency	Percent	Valid Percent	Cumulative Percent
Valid	Unable to Judge	1	7.1	7.7	7.7
	Strongly Disagree	1	7.1	7.7	15.4
	Disagree	1	7.1	7.7	23.1
	Agree	4	28.6	30.8	53.8
	Strongly Agree	6	42.9	46.2	100.0
	Total	13	92.9	100.0	
Missing	System	1	7.1		
Total		14	100.0		

Q16 There are resources/support for review of proposals in development

		Frequency	Percent	Valid Percent	Cumulative Percent
Valid	Unable to Judge	2	14.3	14.3	14.3
	Disagree	2	14.3	14.3	28.6
	Agree	6	42.9	42.9	71.4
	Strongly Agree	4	28.6	28.6	100.0
	Total	14	100.0	100.0	

Q17 There are resources/support for review of manuscripts in progress

		Frequency	Percent	Valid Percent	Cumulative Percent
Valid	Unable to Judge	2	14.3	14.3	14.3
	Disagree	6	42.9	42.9	57.1
	Agree	4	28.6	28.6	85.7
	Strongly Agree	2	14.3	14.3	100.0
	Total	14	100.0	100.0	

Q18 There are resources/support for research design expertise

	Frequency	Percent	Valid Percent	Cumulative Percent
Valid Unable to Judge	2	14.3	14.3	14.3
Strongly Disagree	1	7.1	7.1	21.4
Disagree	4	28.6	28.6	50.0
Agree	3	21.4	21.4	71.4
Strongly Agree	4	28.6	28.6	100.0
Total	14	100.0	100.0	

Q19 There are resources/support for data management and analysis

	Frequency	Percent	Valid Percent	Cumulative Percent
Valid Unable to Judge	2	14.3	14.3	14.3
Strongly Disagree	2	14.3	14.3	28.6
Disagree	5	35.7	35.7	64.3
Agree	3	21.4	21.4	85.7
Strongly Agree	2	14.3	14.3	100.0
Total	14	100.0	100.0	

Q20 Needed hardware and software are available

	Frequency	Percent	Valid Percent	Cumulative Percent
Valid Unable to Judge	1	7.1	7.1	7.1
Strongly Disagree	3	21.4	21.4	28.6
Disagree	2	14.3	14.3	42.9
Agree	4	28.6	28.6	71.4
Strongly Agree	4	28.6	28.6	100.0
Total	14	100.0	100.0	

Q21 The UT-Houston School of Nursing provides expertise in grant management

	Frequency	Percent	Valid Percent	Cumulative Percent
Valid Unable to Judge	6	42.9	42.9	42.9
Strongly Disagree	1	7.1	7.1	50.0
Agree	4	28.6	28.6	78.6
Strongly Agree	3	21.4	21.4	100.0
Total	14	100.0	100.0	

Q22 There is adequate space for students to study

		Frequency	Percent	Valid Percent	Cumulative Percent
Valid	Unable to Judge	3	21.4	21.4	21.4
	Strongly Disagree	1	7.1	7.1	28.6
	Disagree	1	7.1	7.1	35.7
	Agree	3	21.4	21.4	57.1
	Strongly Agree	6	42.9	42.9	100.0
	Total	14	100.0	100.0	

Q23 There is adequate space for student meeting and socializing

		Frequency	Percent	Valid Percent	Cumulative Percent
Valid	Unable to Judge	2	14.3	14.3	14.3
	Disagree	1	7.1	7.1	21.4
	Agree	4	28.6	28.6	50.0
	Strongly Agree	7	50.0	50.0	100.0
	Total	14	100.0	100.0	

Q24 There is adequate space for student small group work

		Frequency	Percent	Valid Percent	Cumulative Percent
Valid	Unable to Judge	2	14.3	14.3	14.3
	Disagree	2	14.3	14.3	28.6
	Agree	3	21.4	21.4	50.0
	Strongly Agree	7	50.0	50.0	100.0
	Total	14	100.0	100.0	

Q25 There are technical and support services for information acquisition, communication and management

		Frequency	Percent	Valid Percent	Cumulative Percent
Valid	Unable to Judge	2	14.3	14.3	14.3
	Strongly Disagree	1	7.1	7.1	21.4
	Disagree	1	7.1	7.1	28.6
	Agree	5	35.7	35.7	64.3
	Strongly Agree	5	35.7	35.7	100.0
	Total	14	100.0	100.0	

Q26 Fellow students were also highly qualified

		Frequency	Percent	Valid Percent	Cumulative Percent
Valid	Unable to Judge	1	7.1	7.1	7.1
	Disagree	1	7.1	7.1	14.3
	Agree	6	42.9	42.9	57.1
	Strongly Agree	6	42.9	42.9	100.0
	Total	14	100.0	100.0	

Q27 Student research goals are congruent with faculty research expertise

		Frequency	Percent	Valid Percent	Cumulative Percent
Valid	Unable to Judge	1	7.1	7.1	7.1
	Strongly Disagree	1	7.1	7.1	14.3
	Disagree	1	7.1	7.1	21.4
	Agree	5	35.7	35.7	57.1
	Strongly Agree	6	42.9	42.9	100.0
	Total	14	100.0	100.0	

Q28 Students are successful in obtaining financial support thru competitive intramural and extramural academic and research awards

		Frequency	Percent	Valid Percent	Cumulative Percent
Valid	Unable to Judge	2	14.3	14.3	14.3
	Strongly Disagree	2	14.3	14.3	28.6
	Agree	7	50.0	50.0	78.6
	Strongly Agree	3	21.4	21.4	100.0
	Total	14	100.0	100.0	

Q29 Students complete the program in a timely manner

		Frequency	Percent	Valid Percent	Cumulative Percent
Valid	Unable to Judge	2	14.3	14.3	14.3
	Strongly Disagree	1	7.1	7.1	21.4
	Agree	6	42.9	42.9	64.3
	Strongly Agree	5	35.7	35.7	100.0
	Total	14	100.0	100.0	

Q30 Students establish a pattern of scholarship that results in presentation and publication of their work

		Frequency	Percent	Valid Percent	Cumulative Percent
Valid	Unable to Judge	2	14.3	14.3	14.3
	Strongly Disagree	1	7.1	7.1	21.4
	Agree	5	35.7	35.7	57.1
	Strongly Agree	6	42.9	42.9	100.0
	Total	14	100.0	100.0	

Q31 Students are informed of the availability and access to scholarly activities throughout the campus

		Frequency	Percent	Valid Percent	Cumulative Percent
Valid	Unable to Judge	1	7.1	7.1	7.1
	Agree	9	64.3	64.3	71.4
	Strongly Agree	4	28.6	28.6	100.0
	Total	14	100.0	100.0	

Q32 Students are allowed access to populations for research

		Frequency	Percent	Valid Percent	Cumulative Percent
Valid	Unable to Judge	4	28.6	28.6	28.6
	Strongly Disagree	1	7.1	7.1	35.7
	Agree	5	35.7	35.7	71.4
	Strongly Agree	4	28.6	28.6	100.0
	Total	14	100.0	100.0	

Q33 Clinical resources are accessible to support student goals

		Frequency	Percent	Valid Percent	Cumulative Percent
Valid	Unable to Judge	4	28.6	28.6	28.6
	Strongly Disagree	1	7.1	7.1	35.7
	Agree	5	35.7	35.7	71.4
	Strongly Agree	4	28.6	28.6	100.0
	Total	14	100.0	100.0	

Q34 Students are involved in the formulation of policies and procedures for doctoral students

		Frequency	Percent	Valid Percent	Cumulative Percent
Valid	Unable to Judge	2	14.3	14.3	14.3
	Strongly Disagree	2	14.3	14.3	28.6
	Disagree	2	14.3	14.3	42.9
	Agree	6	42.9	42.9	85.7
	Strongly Agree	2	14.3	14.3	100.0
	Total	14	100.0	100.0	

Q35 The Theory courses prepared me for my role

		Frequency	Percent	Valid Percent	Cumulative Percent
Valid	Disagree	1	7.1	7.1	7.1
	Agree	4	28.6	28.6	35.7
	Strongly Agree	9	64.3	64.3	100.0
	Total	14	100.0	100.0	

Q36 The Research Methods courses prepared me for my role

		Frequency	Percent	Valid Percent	Cumulative Percent
Valid	Strongly Disagree	1	7.1	7.1	7.1
	Disagree	1	7.1	7.1	14.3
	Agree	5	35.7	35.7	50.0
	Strongly Agree	7	50.0	50.0	100.0
	Total	14	100.0	100.0	

Q37 The Clinical courses prepared me for my role

		Frequency	Percent	Valid Percent	Cumulative Percent
Valid	Strongly Disagree	2	14.3	14.3	14.3
	Disagree	2	14.3	14.3	28.6
	Agree	6	42.9	42.9	71.4
	Strongly Agree	4	28.6	28.6	100.0
	Total	14	100.0	100.0	

Q38 The Electives prepared me for my role

	Frequency	Percent	Valid Percent	Cumulative Percent
Valid Agree	4	28.6	28.6	28.6
Strongly Agree	10	71.4	71.4	100.0
Total	14	100.0	100.0	

Q39 The Cognates prepared me for my role

	Frequency	Percent	Valid Percent	Cumulative Percent
Valid Agree	4	28.6	28.6	28.6
Strongly Agree	10	71.4	71.4	100.0
Total	14	100.0	100.0	

Q40 The Candidacy Exam prepared me for my role

	Frequency	Percent	Valid Percent	Cumulative Percent
Valid Agree	6	42.9	42.9	42.9
Strongly Agree	8	57.1	57.1	100.0
Total	14	100.0	100.0	

Q41 The Dissertation prepared me for my role

	Frequency	Percent	Valid Percent	Cumulative Percent
Valid Agree	5	35.7	35.7	35.7
Strongly Agree	9	64.3	64.3	100.0
Total	14	100.0	100.0	

Q42 The Program stimulated me to consider post-doctoral study

	Frequency	Percent	Valid Percent	Cumulative Percent
Valid Strongly Disagree	1	7.1	7.1	7.1
Disagree	2	14.3	14.3	21.4
Agree	2	14.3	14.3	35.7
Strongly Agree	9	64.3	64.3	100.0
Total	14	100.0	100.0	

**Appendix:
Survey of Graduates of the
Doctor of Science in Nursing
Degree Program**



THE UNIVERSITY of TEXAS

SCHOOL OF NURSING AT HOUSTON

A part of The University of Texas Health Science Center at Houston

Survey of Graduates of the *Doctor of Science in Nursing Degree Program*

This survey will be handled confidentially. Any identifying information requested is optional.

Please answer all the questions. If you wish to comment, please use the space in the margins and the area designated as “*COMMENTS*” at the end of the survey. Your comments will be incorporated into the findings.

If you would like the results of this survey, please write “*RESULTS REQUESTED*” on the back of the return envelope and indicate a name and address where the results may be sent or call 713-500-3121 with your request.

Thank you for your help. Please fold the survey and return using the self-addressed postage-paid envelope to:

**D.S.N. Alumni Survey
UT-Houston Health Science Center
Attn.: Dr. Charles Amos, Jr.
P.O. Box 20036
Houston, TX 77225-9963
713-500-3119**

CPHS Approved: September/2007

SURVEY OF GRADUATES OF THE DOCTOR OF SCIENCE IN NURSING DEGREE PROGRAM

The purpose of this summative evaluation is to assess the overall effectiveness of our program. We thank you in advance for completing the questionnaire.

Indicate the total number of semesters of your program of studies: _____

PART I

Please indicate the extent of your agreement/disagreement with each of the following statements by circling one of the following alternatives:

Strongly Disagree = 1 Disagree = 2 Agree = 3 Strongly Agree = 4 Unable to Judge = 0

Please indicate the extent to which you agree with the following statements concerning FACULTY at the UT-Houston School of Nursing	<u>SD</u>	<u>D</u>	<u>A</u>	<u>SA</u>	<u>UJ</u>
1. Faculty represent diverse backgrounds and intellectual perspectives.	1	2	3	4	0
2. Faculty are at the cutting edge of their fields.	1	2	3	4	0
3. Faculty engaged me in my own intellectual pursuits.	1	2	3	4	0
4. Faculty attracted me to attend the program.	1	2	3	4	0
5. Faculty have grant support for their research/scholarship.	1	2	3	4	0
6. Faculty have publications/presentations of their scholarship.	1	2	3	4	0
7. Faculty are recognized as scholars at regional, national or international level.	1	2	3	4	0
8. Faculty influence science and policy in their field.	1	2	3	4	0
9. Faculty create an environment for mentoring and socialization.	1	2	3	4	0
10. Faculty assisted my valuing of a program of research/scholarship.	1	2	3	4	0
11. Faculty were available for academic advisement.	1	2	3	4	0

Please indicate the extent to which you agree with the following statements concerning RESOURCES/SUPPORT at the UT-Houston School of Nursing	<u>SD</u>	<u>D</u>	<u>A</u>	<u>SA</u>	<u>UJ</u>
12. Research/scholarship are explicit missions of the school.	1	2	3	4	0
13. There are mechanisms that value, support and reward student scholarship.	1	2	3	4	0

14. There are mechanisms that value, support and reward student future role preparation.	1	2	3	4	0
15. The UT-Houston School of Nursing environment fosters interdisciplinary collaboration and research.	1	2	3	4	0
16. There are resources/support for review of proposals in development.	1	2	3	4	0
17. There are resources/support for review of manuscripts in progress.	1	2	3	4	0
18. There are resources/support for research design expertise.	1	2	3	4	0
19. There are resources/support for data management and analysis.	1	2	3	4	0
20. Needed hardware and software are available.	1	2	3	4	0
21. The UT-Houston School of Nursing provides expertise in grant management	1	2	3	4	0
22. There is adequate space for students to study.	1	2	3	4	0
23. There is adequate space for student meeting and socializing.	1	2	3	4	0
24. There is adequate space for student small group work.	1	2	3	4	0
25. There are technical and support services for information acquisition, communication and management.	1	2	3	4	0

Please indicate the extent to which you agree with the following statements concerning STUDENTS at the UT-Houston School of Nursing	<u>SD</u>	<u>D</u>	<u>A</u>	<u>SA</u>	<u>UJ</u>
26. Fellow students were also highly qualified.	1	2	3	4	0
27. Student research goals are congruent with faculty research expertise.	1	2	3	4	0
28. Students are successful in obtaining financial support thru competitive intramural and extramural academic and research awards.	1	2	3	4	0
29. Students complete the program in a timely manner.	1	2	3	4	0
30. Students establish a pattern of scholarship that results in presentation and publication of their work.	1	2	3	4	0
31. Students are informed of the availability and access to scholarly activities throughout the campus.	1	2	3	4	0

32. Students are allowed access to populations for research.	1	2	3	4	0
33. Clinical resources are accessible to support student goals.	1	2	3	4	0
34. Students are involved in the formulation of policies and procedures for doctoral students.	1	2	3	4	0

Please indicate the extent to which you agree with the following statements concerning HOW WELL THE DSN PROGRAM COURSE(S) BELOW PREPARED ME FOR MY ROLE	<u>SD</u>	<u>D</u>	<u>A</u>	<u>SA</u>	<u>UJ</u>
35. The Theory courses prepared me for my role	1	2	3	4	0
36. The Research Methods courses prepared me for my role	1	2	3	4	0
37. The Clinical Courses prepared me for my role	1	2	3	4	0
38. The Electives prepared me for my role	1	2	3	4	0
39. The Cognates prepared me for my role	1	2	3	4	0
40. The Candidacy Exam prepared me for my role	1	2	3	4	0
41. The Dissertation prepared me for my role	1	2	3	4	0
42. The Program stimulated me to consider post-doctoral study.	1	2	3	4	0

ADDITIONAL COMMENTS:

Thank you for completing PART 1. Please mail PART 1 in the addressed, stamped return envelop labeled PART 1

PART 2

Please mail in the separate **PART 2** envelop provided for maintaining your confidentiality in relation to PART 1. You may enclose a CV in place of completing this part of the survey.

CURRENT PLACE OF EMPLOYMENT (Name and address)

CURRENT TITLES/ROLES

PARTICIPATION IN PROFESSIONAL ORGANIZATIONS (Name, Role)

Organization **Role (member, leadership, committees)**

LIST MANUSCRIPTS SUBMITTED FOR PUBLICATION (APA FORMAT). INDICATE THOSE ACCEPTED FOR PUBLICATION WITH AN (*).

- 1.
- 2.
- 3.
- 4.
- 5.
- 6.
- 7.
- 8.

LIST ABSTRACTS SUBMITTED FOR PRESENTATION (APA FORMAT). INDICATE THOSE ACCEPTED WITH AN (*).

- 1.
- 2.
- 3.
- 4.
- 5.
- 6.
- 7.
- 8.

LIST PROPOSALS/GRANTS SUBMITTED FOR FUNDING (INCLUDE SOURCE AND AMOUNT). INDICATE THOSE FUNDED WITH AN (*).

- 1.
- 2.
- 3.
- 4.
- 5.
- 6.
- 7.
- 8.

LIST TEACHING EXPERIENCE

- 1.
- 2.
- 3.
- 4.

- 5.
- 6.
- 7.
- 8.

LIST ANY EDUCATION/TEACHING/CURRICULUM COURSES YOU HAVE TAKEN

- 1.
- 2.
- 3.
- 4.
- 5.
- 6.
- 7.
- 8.

ADDITIONAL COMMENTS:
